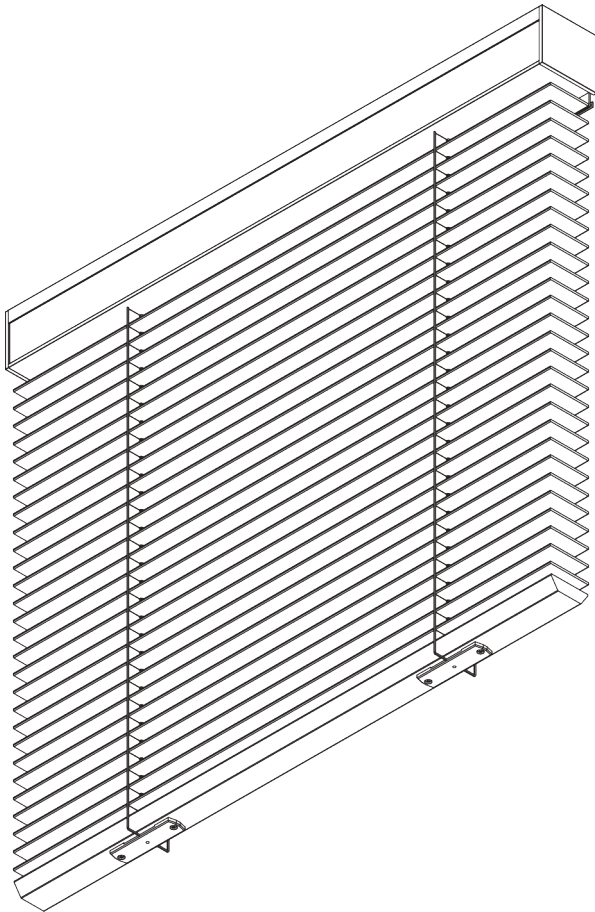
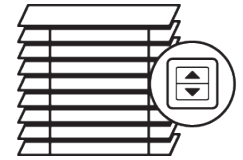


SG 8960



PRODUCT INFORMATION

- **Operation:** motorised
- **Range:** L
- **Fitting:** ceiling, wall
- **Colours:** refer to Silent Gliss slat collection

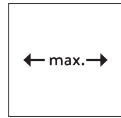
Features:

- Optimised light control
- Various control options
- Wood, aluminium and leather slats
- Slat width: 50 mm
- Headrail slat cover
- Choice of ladder cord or decorative slat tape

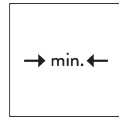
05/2025/V3

SYSTEM SPECIFICATIONS

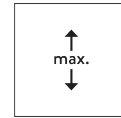
A. SYSTEM DIMENSIONS



Wood / Leather: 2.4 m
Aluminium: 3.6 m



65 cm



Wood / Leather: 2.75 m
Aluminium: 3.6 m



Wood / Leather: 4.6 m²
Aluminium: 10 m²

Slat stack heights

Note: stack size will be larger when tapes are used

Wooden

			60	90	120	150	180	210	240	275
50 mm	X		12	15	17	20	22	25	27	30

(cm)

Leather

			60	90	120	150	180	210	240	275
50 mm	X		16	18	20	22	24	26	28	30

(cm)

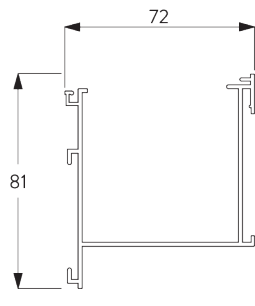
Aluminium

			100	200	300	360
50 mm	X		10	13	17	20

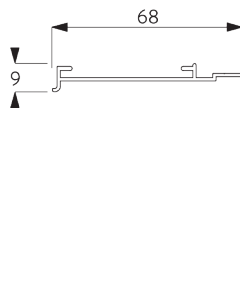
(cm)

B. PROFILE

Profile information

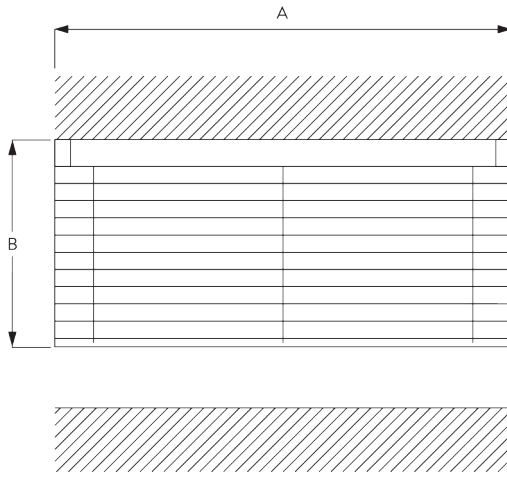


SG 8935
Profile



SG 8936
Profile

**C. HOW TO
MEASURE**



A: System width
B: System height

**D. SPECIFICATION
TEXT**

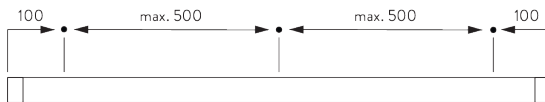
Silent Gliss SG 8960 Electrically Operated Venetian Blind System. Supplied made to measure and complete comprising aluminium headrail SG 8935 and cover SG 8936 incorporating matching colour slat. System fixed with clamps SG 3033 to ceiling or wall at 450mm intervals plus one at 100mm from each end. Supplied with motor SG 11095 with operation by 5 position switch SG 0613 which permits raising, lowering and tilting of the slats / operation by third party control system subject to suitable interface by others. Optional motor SG 11096 with integrated receiver for use with radio control system SG Control L (hand, wall mounted transmitters and SG Move app). Can be switched by SG Control R radio control system by external receiver. All wireless controls at extra cost. Slat colours to be chosen from Silent Gliss 50mm aluminium / wood / leather range.

FITTING

**A. FITTING
INFORMATION**

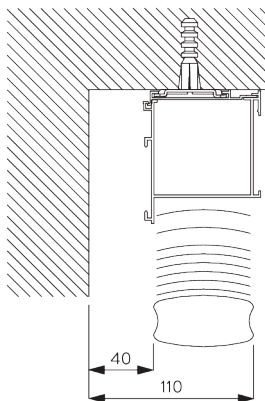
For detailed fitting information, visit the Silent Gliss website.

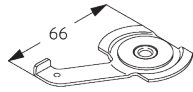
Fixing points



B. CEILING FITTING

Clamp SG 3003

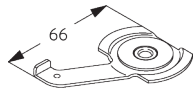
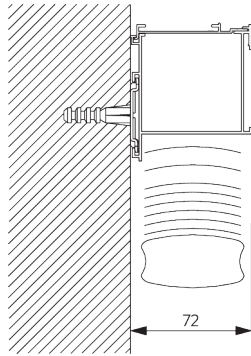




SG 3003
Clamp

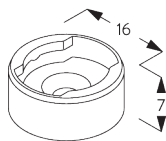
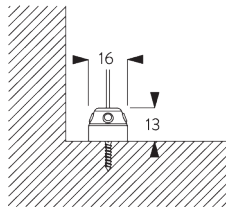
C. WALL FITTING

Clamp SG 3003

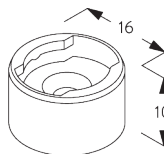


SG 3003
Clamp

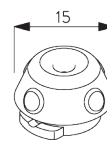
**D. FITTING WITH
SIDE GUIDE
OPTION**



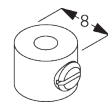
SG 8235
Side guide wire base short



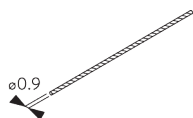
SG 8236
Side guide wire base long



SG 8237
Side guide wire holder



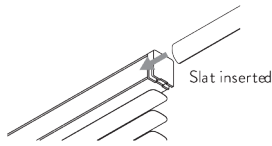
SG 8249
Side guide device



SG 10120
Side guide wire \varnothing 0.9 mm

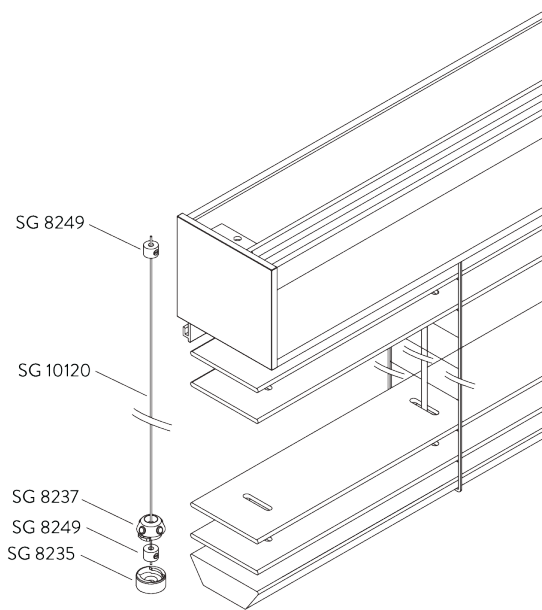
SYSTEM OPTIONS

A. HEADRAIL SLAT COVER



- A slat is inserted into the headrail for perfect matching of colours and materials to avoid the need to fit a cumbersome valance.
- For leather slat blinds there is the option of a leather covered headrail at an additional cost.
- Leather covered slats cannot be specified with decorative (external) slat tapes. The blind hardware is supplied matching the slat colour.

B. SIDE GUIDES



Additional parts:

- 2x SG 8235 Side guide wire base short
- 2x SG 8237 Side guide wire holder
- 4x SG 8249 Side guide device
- 2x SG 10120 Side guide wire \varnothing 0.9 mm

Note:

- Up to 15° from vertical

MOTOR & CONTROLS

A. MOTOR FEATURES

Motors	SG 11095	SG 11328
Motor Features		
Soft start / stop	●	
Electronic end-stop	●	
Electronic revolution counter (unlimited revolution)	●	
Mechanical end-stop		●
Mechanical revolution counter (limited revolution)		●
Noiseless stop	●	●
IP class	IP 54	IP 44
Control Features		
Mains power control	●	●
SG Control N (external receiver required)	●	●
SG Control R (external receiver required)	●	●
Suitable for most major home automation systems (with suitable interface)	●	●

**B. MOTOR
SPECIFICATIONS**

Motors	Voltage	Current	Frequency	Speed	Frequency receiver
SG 11095	230 V AC	0.5 A	50 Hz	35 rpm	n/a
SG 11328	120 V AC	1.3 A	60 Hz	30 rpm	n/a

**C. OPERATING
METHODS**

See catalogue "controls" for details.

Wall Switch



System can be operated by fixed wall switch.

SG Control N



Various radio hand-held and wall transmitters available.



Silent Gliss Move App.

SG Control R



Various radio hand-held and wall transmitters available.
An external receiver is required.

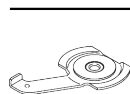
**D. WIRING
DIAGRAMS**



Refer to Silent Gliss website.

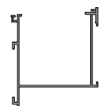
PARTS

A. STANDARD PARTS



SG 3003

Clamp



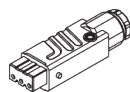
SG 8935

Profile



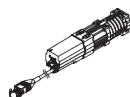
SG 8936

Profile



SG 9917

Hirschmann portable socket-outlet
STAK 3 N



SG 11095

Motor 230V AC, JA 04/35 comfort

B. OPTIONAL PARTS



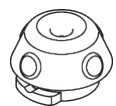
SG 8235

Side guide wire base short



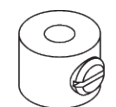
SG 8236

Side guide wire base long




SG 8237

Side guide wire holder



SG 8249

Side guide device



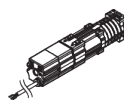
SG 9916

Hirschmann plug set



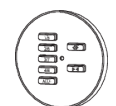
SG 10120

Side guide wire \varnothing 0.9 mm



SG 11328

Motor 120V AC, JA 08/30 soft, UL



SG 20336

Hand held transmitter 8 channel



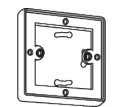
SG 20913

Wall switch single channel



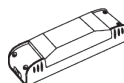
SG 20914

Wall switch 8 channel



SG 20917

Pattress box



SG 20919

Control module motor type R

